



High Performance Cooled CCD Camera System ALTA U6



The Alta U6 uses a large format megapixel Kodak Blue Plus sensor. This CCD has two output amplifiers: one for low noise and a second for exceptionally high dynamic range. Please specify which amplifier is desired when placing an order.

Imaging Area of CCD



- 1024 x 1024 array, 24 x 24 micron pixels
- 5 MHz 12-bit and 1 MHz 16-bit digitization
- 32Mbyte camera memory
- USB 2.0 interface: no plug in cards or external controllers
- Programmable, intelligent cooling to 50°C below ambient (D07 housing) / 60°C below ambient (D09 housing)
- Binning up to 8 Horizontal x 1024 Vertical
- Subarray readout and fast sequencing modes
- Precision time delayed integration (TDI) and kinetics mode readout
- Programmable fan speed for low / zero vibration
- Two serial port outputs for control of peripheral devices
- General purpose programmable I/O port
- External triggering and strobe controls
- ActiveX drivers included with every system
- Field upgradeable firmware
- Fused silica windows
- Runs from single 12V supply with input voltage monitor
- Compact enclosure
- Programmable status indicators

- Astronomy
- Radiology
- Optical testing
- Non-destructive testing



CCD SPECIFICATIONS

CCD	Kodak KAF-1001E
Array Size (pixels)	1024 x 1024
Pixel Size	24 x 24 microns
Imaging Area	24.6 x 24.6 mm (604 mm ²)
Imaging Diagonal	34.8 mm
Video Imager Size	2.17"
Linear Full Well (typical)	Low noise output: 200K electrons High DR output: 500K electrons
Dynamic Range	>87 dB
QE at 400 nm	39%
Peak QE (560 nm)	>72%
Anti-blooming	none

For complete CCD specifications, including cosmetic grading, see data sheet from manufacturer.



151 N. Sunrise Ste 902
Roseville CA 95661 USA
tel 916 218 7450
fax 916 218 7451
www.ccd.com

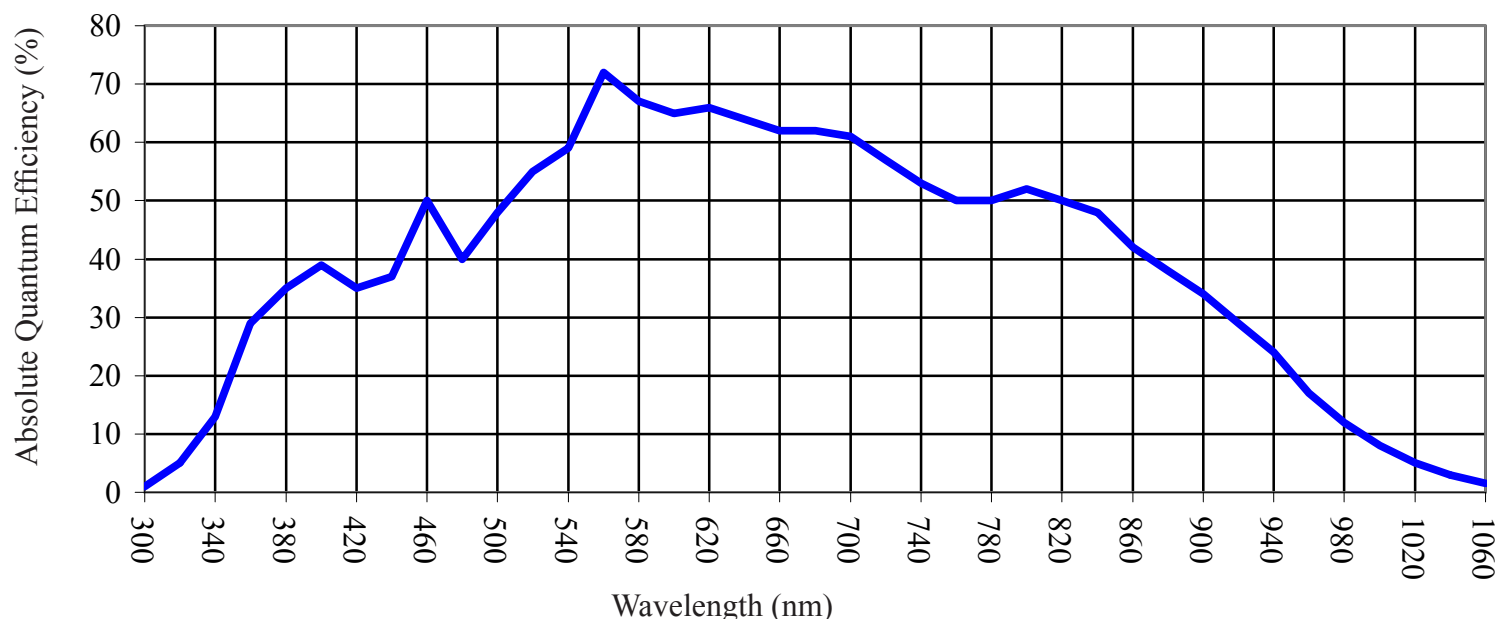


ALTA U6

Camera System Performance

PC Interface	USB 2.0
Max. Cable Length	5 meters between hubs; 5 hubs maximum (max. total of 30m)
Digital Resolution	16 bits at 1 MHz and 12 bits at 5 MHz
System Noise (typical)	Low noise output: 8 e ⁻ RMS at 1 MHz. High dynamic range output: 25 e ⁻ RMS at 1 MHz. Both: 2 counts at 5 MHz. Specify output configuration when ordering system.
Pixel Binning	1x1 to 8 x 1024 on-chip
Exposure Time	30 milliseconds to 183 minutes (2.56 microsecond increments)
Image Sequencing	1 to 65535 image sequences under software control
Frame Sizes	Full frame, subframe, focus mode
Cooling (typical)	Thermoelectric cooler with forced air. Maximum cooling 50°C below ambient temperature (D02 housing); 60-65°C below ambient temperature (D09 housing).
Dark Current (typical)	0.5 e ⁻ /pixel/sec (-25°C). <0.05 eps for High Cooling D09 housing.
Temperature Stability	± 0.1°C
Camera Head Size	D02. Low profile: D06. Aluminum, hard blue anodized. 6" x 6" x 2.5" (15 x 15 x 6.35 cm) Weight: 3.1 lb. (1.4 kg). Wide Angle: D13. High Cooling: D09 (17.8 x 17.8 x 8.9 cm. 1.9 kg).
Mounting	3.5" bolt circle. 2" 24 tpi thread. Optional Nikon F-mount or Canon FD or EOS/EF mount.
Back Focal Distance	Standard: 1.025" (2.60cm). Low profile: 0.515" (1.308 cm). D09: 1.40" (3.56cm). [optical]
Operating Environment	-22° to 27°C. Relative humidity: 10 to 90% non-condensing.
Cable Length	Standard: 15 ft (4.5m)
Power	40W maximum power with shutter open and cooling maximum. AC/DC "brick" supply with int'l AC input plug (100-240V, 50-60 Hz). Alternate 12V input from user's source.
Shutter	Standard: Melles Griot 43mm. Low profile: no shutter. D09: Melles Griot 63mm.
Remote Triggering	LVTTL input allows exposure to start within 25 microseconds of rising edge of trigger

CCD SENSITIVITY



151 N. Sunrise Ste 902
 Roseville CA 95661 USA
 tel 916 218 7450
 fax 916 218 7451
www.ccd.com